

Allen County Work
Release
2016 Annual Report



Report presented by:

Michael Biltz, Director ACWR

12103 Lima Road

Fort Wayne, IN 46818

Mission Statement Allen County Work Release

Allen County Work Release Center is a minimum-security work release facility operated by the Allen County Sheriff's Department under IC 11-12-5-2. The center has 104 beds for a current capacity of 84 men and 20 women. ACWR is a receiving agency for both misdemeanor and felony offenders being sentenced out of Allen Superior and Circuit Courts. The program accepts federal pre-release placements and supervision violations pursuant to a contract with the US Marshals Service in addition to addressing local court referrals.

The mission of the ACWR program is to positively affect the needs of both the local criminal justice system and the individual needs of defendants. By addressing both parties, the Sheriff's work release program serves the public by offering a safe alternative to jail or prison at a fraction of the cost of incarceration. The local community is the ultimate benefactor of our mission at work release in that by addressing the needs of the system and the defendant, local recidivism rates are positively affected.

General Information

The ACWR program is a division of the Allen County Jail. The staff consists of a Director, business staff, who are responsible for case management duties, and a compliment of confinement staff who attend to the facility's daily operations. The center offers ongoing training to further educate and train it's staff in the supervision of inmate populations.

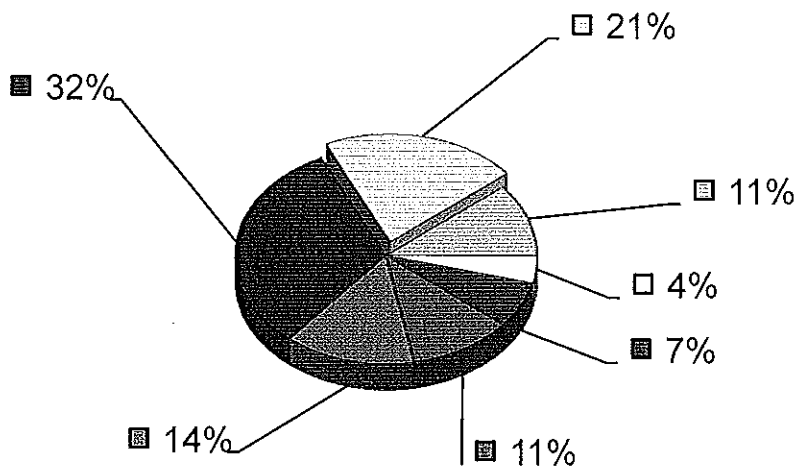


This program is restricted to voluntary participants who are carefully screened before acceptance. Program participants are required to complete a Behavioral Contract and adhere to stringent rules and regulations. There is a performance rated phase system for our participants. The better a participant is progressing, the more privileges they receive. All participants' wages are handled by the ACWR Staff, and all program violators are returned to jail or prison.

2016 was the year County Government purchased the Work Release Program a new building. Although it may take a while to remodel, it will result in a facility that will hold more than double our current population and offer more services to the inmate population. Business staff continues to work well with employers that pay their employees a more substantial wage. Inmates earned \$172,000 more in gross wages 2015 than they did in 2014. In 2016, they earned \$184,000 more than they did in 2015. This resulted in more money collected for taxes and ACWR Room and Board.



Drugs of Abuse Test Results 2016

2,334 total urine tests collected
2,308 total negative test results
26 total positive test results



Amphetamine
 Benzodiazepine
 Opiate
 Cocaine
 THC
 Other
 Spice

100% Opiates were medication positive
 100% Amphetamine were medication positive
 50% Benzodiazepine were medication positive

Orientation drug screens – 193
 Positives - 9

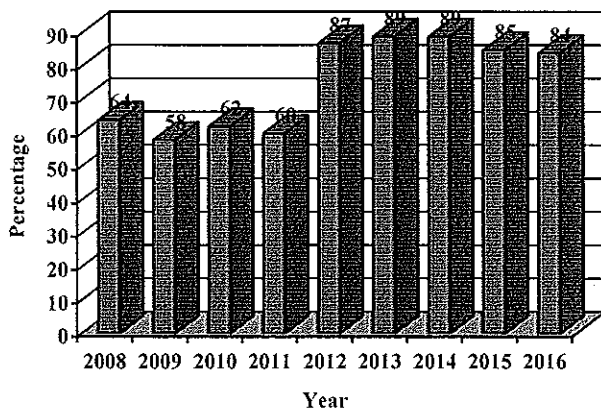
The Allen County Work Release Center is a minimum security, rehabilitation-based facility that has the capacity to house a total of 84 men and 20 women.

	<u>2014</u>	<u>2015</u>	<u>2016</u>
Total inmate care	338	323	317
Average length of stay in days	134	144	143
Total number of releases	252	232	236
Residents carried over on the program	86	91	81
Applications received and/or screened	1,026	992	1,007
Applications denied eligibility	625	563	625

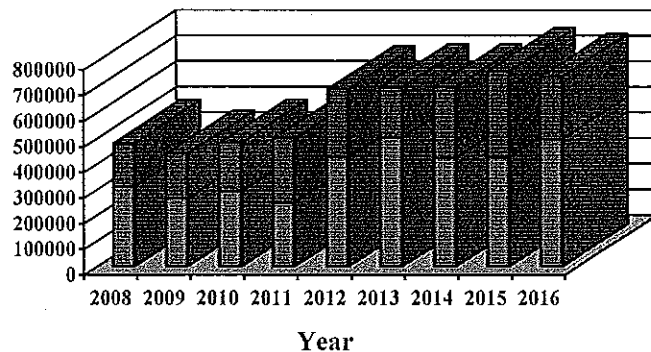
Center Revenue and Operations Cost

Work Release Budget Expenditures	\$974,570	\$1,036,719	\$1,137,162
Room and Board Subsistence / Contract Service, Center Generated Revenue	\$757,575	\$813,864	\$777,557
Operations cost per bed per day of operation	\$25.67	\$27.31	\$29.88
Inmate Room and Board average daily rate collected	\$12.53	\$14.05	\$13.72

2008 - 2016 Average occupancy Rate



2008 - 2016 Revenue



■ State Inmate Revenue

■ Federal Inmate Revenue

Current Reporting Period: January 1, 2015 to December 31, 2015

Statistical Category	January - June	July - December	Year-to-date	% of Total
<u>I. Sex</u>				
Male	95	99	194	82%
Female	22	20	42	18%
<u>II. Race</u>				
Black	57	49	106	45%
White	56	62	118	50%
Other	4	8	12	5%
<u>III. Age</u>				
18 - 21	12	10	22	9%
22 - 26	31	23	54	23%
27 - 31	17	21	38	16%
32 - 36	23	23	46	20%
37 - 41	14	14	28	12%
42 & Older	20	28	48	20%
<u>IV. Marital Status</u>				
Married	15	6	21	9%
Single	80	88	168	71%
Separated	2	8	10	4%
Divorced	20	17	37	16%
<u>V. Residents With Children</u>				
With Children	77	75	152	64%
Without Children	40	44	84	36%

The totals in the following statistical report are compiled from all of the releases conducted in 2016.

Statistical Category	January - June	July - December	Year-to-date	% of Total
<u>VI. Education</u>				
8th grade or less	1	5	6	2%
High School drop out	25	17	42	18%
Finished High School	20	19	39	17%
GED	37	37	74	31%
College Drop Out	27	30	57	24%
Finished College	7	11	18	8%
<u>VII. Executed Time on Program</u>				
30 days	22	26	48	20%
60 days	20	16	36	15%
90 days	8	13	21	9%
120 days	18	14	32	14%
180 days	23	32	55	23%
240 days	11	9	20	9%
300 days	6	2	8	3%
365 days	2	2	4	2%
420 days	4	1	5	2%
500 days	3	3	6	3%
650 days	0	1	1	0%
<u>VIII. Criminal History</u>				
Juvenile	40	48	88	37%
Adult	81	84	165	70%
Prison	71	62	133	56%
Jail	111	114	225	95%
Probation	95	107	202	85%
Home Detention	54	49	103	43%
Work Release	17	17	34	14%

Statistical Category / January - June / July - December / Year-to-date / % of Total

IX. Disciplinary Status

Successfully completed	71	67	138	58%
Revoked	46	52	98	42%
Alcohol violations	1	8	9	4%
THC	4	4	8	3%
Cocaine	1	1	2	1%
Spice	4	7	11	4%
Other drugs	6	2	8	3%

X. New Charges Committed on Program

None	105	107	212	90%
Misdemeanor	1	0	1	0%
Felony	0	0	0	0%
Felony Escape	11	12	23	10%

XI. Release Status


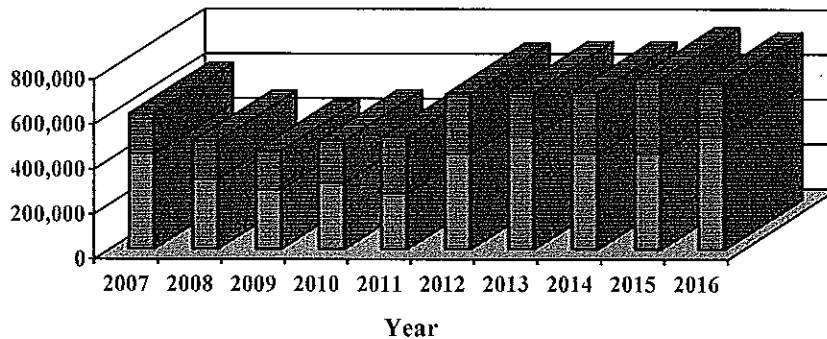
Time Served	23	23	46	20%
Revoked	35	42	77	33%
Escaped	11	10	21	9%
Administratively Discharged	1	0	1	0%
Allen Co. Probation	9	15	24	10%
Federal Probation	25	22	47	20%
AADP	2	1	3	1%
Home Detention	11	6	17	7%

XII. Primary Instant Offense

Total Misdemeanants	0	0	0	0%
Class A. Felony	1	0	1	0%
Class B. Felony	4	5	9	4%
Class C. Felony	7	9	16	7%
Class D. Felony	30	17	47	20%
F3	1	1	2	1%
F4	3	3	6	2%
F5	7	11	18	8%
F6	35	45	80	34%
Total Felony Offenders	88	91	179	76%
Federal Offenders	29	28	57	24%

Allen County Work Release 2016 Revenue

	Jail Inmate Fees	Federal Inmate Fees	Federal BOP Payments	Program Fees	Commissary Laundry	Commissary Food
Jan	\$35,612.96	\$6,394.00		\$1,389.00	\$400.61	\$1,285.46
Feb	\$40,158.14	\$4,944.00		\$1,214.00	\$285.50	\$1,506.08
Mar	\$40,339.23	\$4,522.00	\$31,699.97	\$656.00	\$424.00	\$1,195.20
Apr	\$34,681.48	\$4,489.00		\$1,262.00	\$551.08	\$1,275.24
May	\$44,738.37	\$3,802.00	\$18,826.01	\$1,494.00	\$349.86	\$1,335.29
Jun	\$42,538.42	\$4,403.00	\$44,742.82	\$1,189.00	\$634.61	\$1,224.33
Jul	\$43,608.38	\$4,528.00		\$1,168.46	\$511.25	\$1,184.08
Aug	\$40,577.32	\$3,575.00	\$34,381.55	\$1,897.00	\$934.50	\$1,430.06
Sep	\$47,275.03	\$2,200.00	\$23,428.00	\$1,294.00	\$208.51	\$1,228.33
Oct	\$41,784.65	\$1,807.00	\$26,643.00	\$1,300.00	\$574.30	\$1,135.56
Nov	\$40,846.41	\$2,094.00		\$1,238.00	\$708.86	\$1,189.96
Dec	\$45,623.47	\$1,339.00	\$19,154.95	\$1,233.54	\$609.65	\$1,282.36
Total	\$497,783.86	\$44,097.00	\$198,876.30	\$15,335.00	\$6,192.73	\$15,271.95



Jail Inmates	\$497,783.86
Federal Inmate Revenue	\$ 44,097.00
Federal Bureau of Prisons Payments	\$198,876.30
Program Fees	\$ 15,335.00
Commissary	\$ 21,464.68
 Grand Total	 \$ 777,557
2016 Work Release Budget Expenditures	\$1,137,162

INMATE PAYROLL RECORDS

Category	Fiscal 2016	Fiscal years 06 –2016
Resident Total	236	3,179
Hours Worked	161,951.56	1,411,046.42
Gross Wages	\$2,244,348.93	\$15,380,057.09
Net Wages	\$1,709,959.76	\$11,882,742.41
Family Support (Reimbursement to Inmate)	\$812,387.98	\$5,627,160.58
Room and Board (Reimbursement to County)	\$513,118.86	\$4,201,118.23
Federal Room & Board 25% Bureau of Prisons Contract Fees (Reimbursement to County)	\$242,973.30	\$2,445,298.83
FICA	\$150,445.41	\$1,054,676.78
Federal	\$150,751.79	\$1,038,253.46
State	\$61,387.04	\$442,273.13
Other (County Taxes, Transportation, Union, Ins. Etc.)	\$133,443.87	\$572,577.18
Restitution	\$14,622.56	\$91,347.69
Child Support	\$28,242.25	\$571,948.12